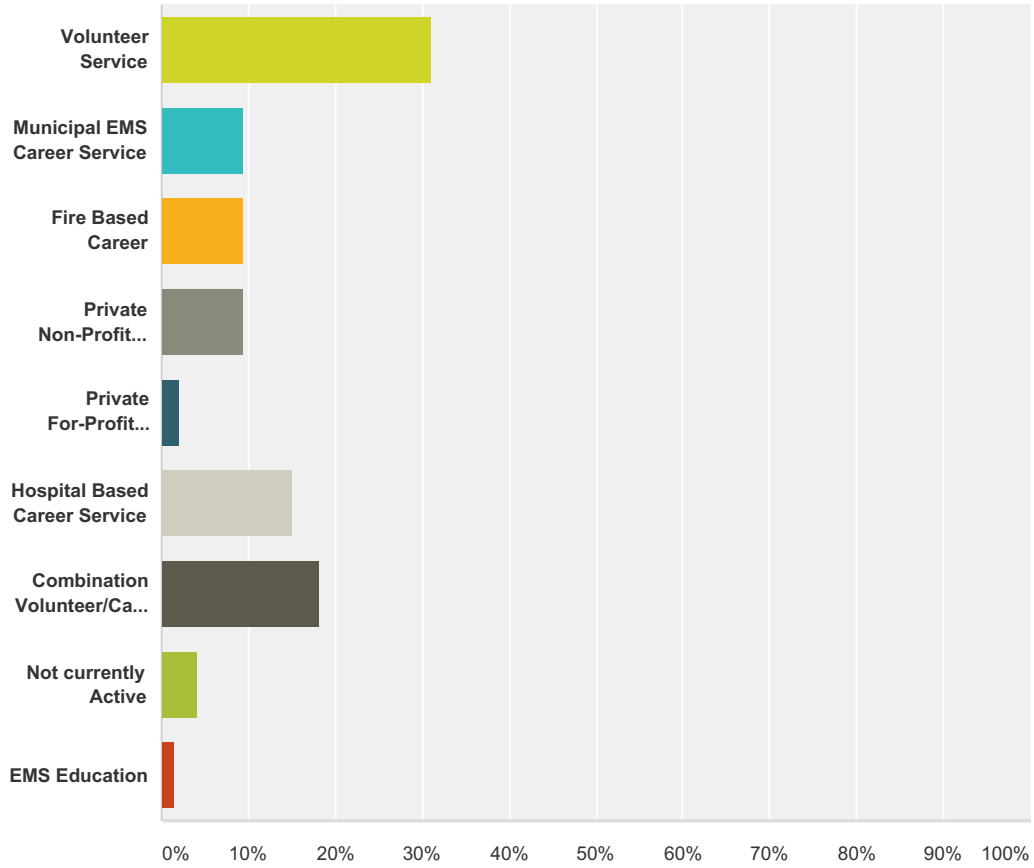


**Q1 What type of EMS delivery model do you currently work with in the state of Iowa?
(select all that apply)**

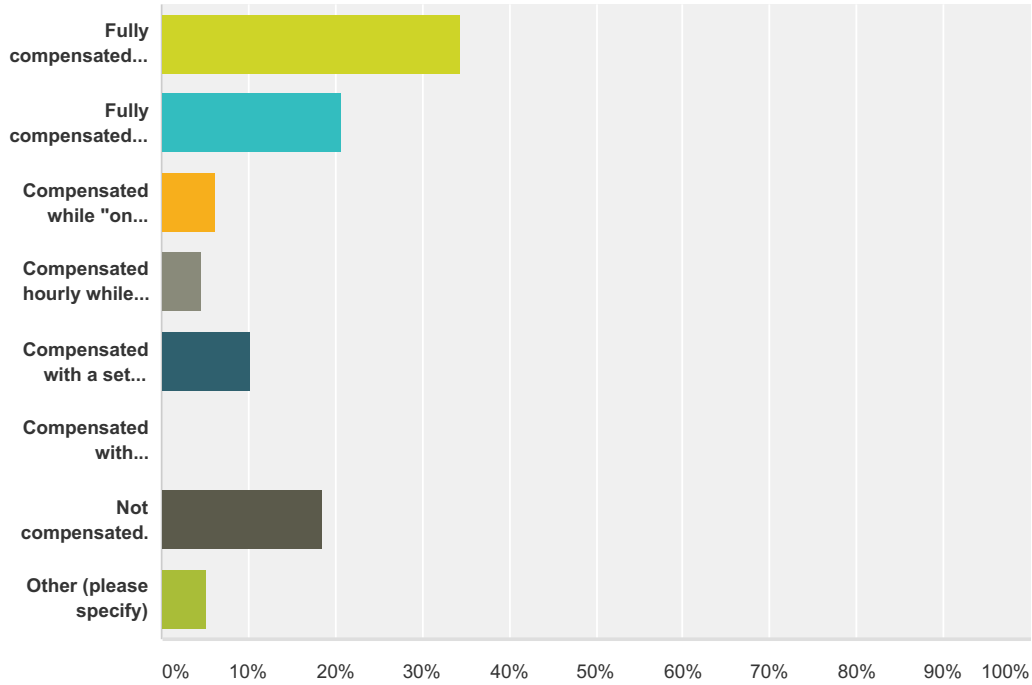
Answered: 193 Skipped: 2



Answer Choices	Responses
Volunteer Service	31.09% 60
Municipal EMS Career Service	9.33% 18
Fire Based Career	9.33% 18
Private Non-Profit Career	9.33% 18
Private For-Profit Career	2.07% 4
Hospital Based Career Service	15.03% 29
Combination Volunteer/Career Service	18.13% 35
Not currently Active	4.15% 8
EMS Education	1.55% 3
Total	193

Q2 When engaged as an EMS provider, how do you get paid for your time? (Knowing many EMS providers work for multiple services, answer for which service you consider your "Primary" agency)

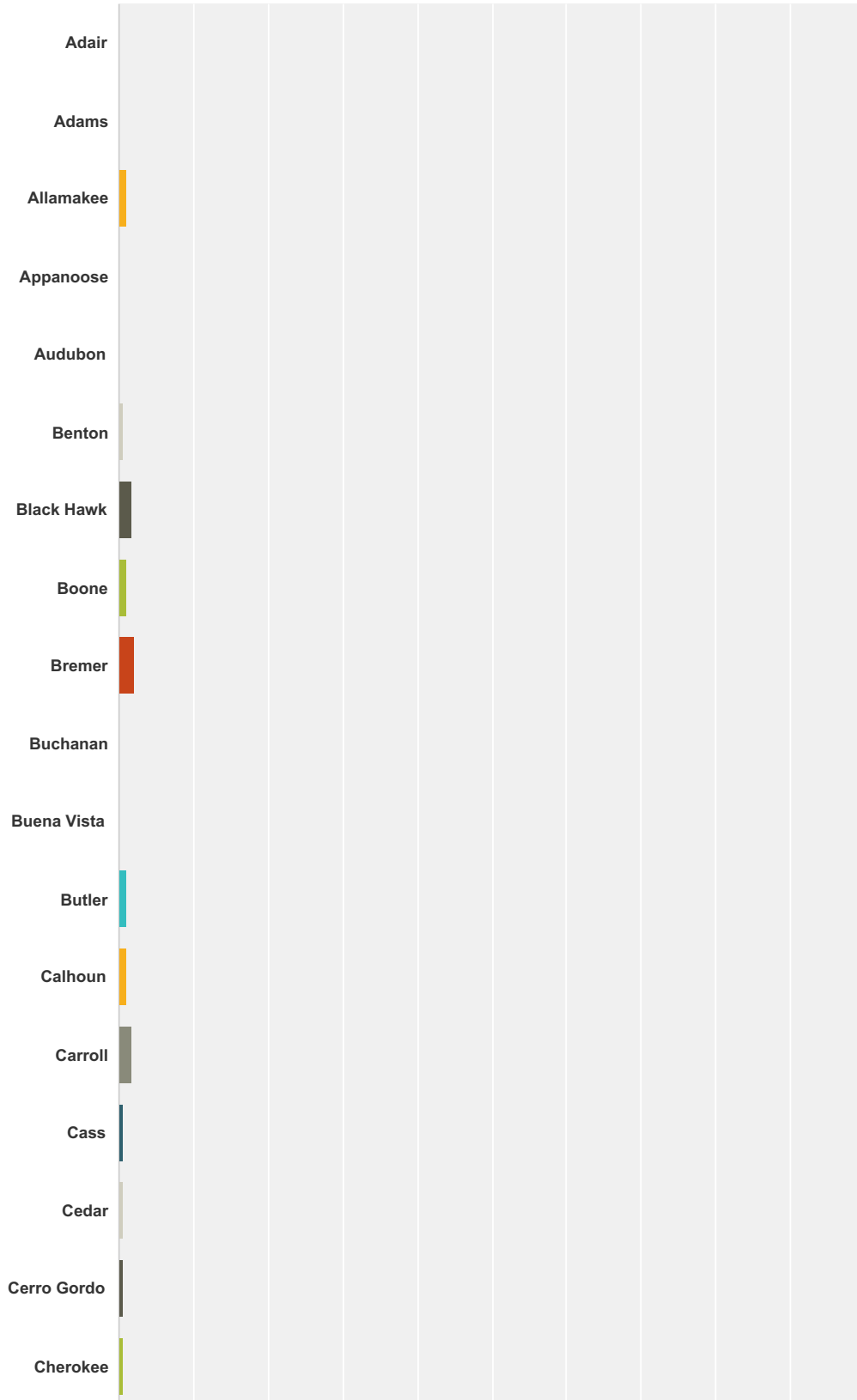
Answered: 194 Skipped: 1



Answer Choices	Responses
Fully compensated with hourly wage.	34.54% 67
Fully compensated with annual salary.	20.62% 40
Compensated while "on call", then compensated at a higher wage when responding.	6.19% 12
Compensated hourly while responding only.	4.64% 9
Compensated with a set amount per response.	10.31% 20
Compensated with uniform/equipment allowance only.	0.00% 0
Not compensated.	18.56% 36
Other (please specify)	5.15% 10
Total	194

**Q3 In which county is your EMS agency.
(The agency you consider your "Primary"
agency)**

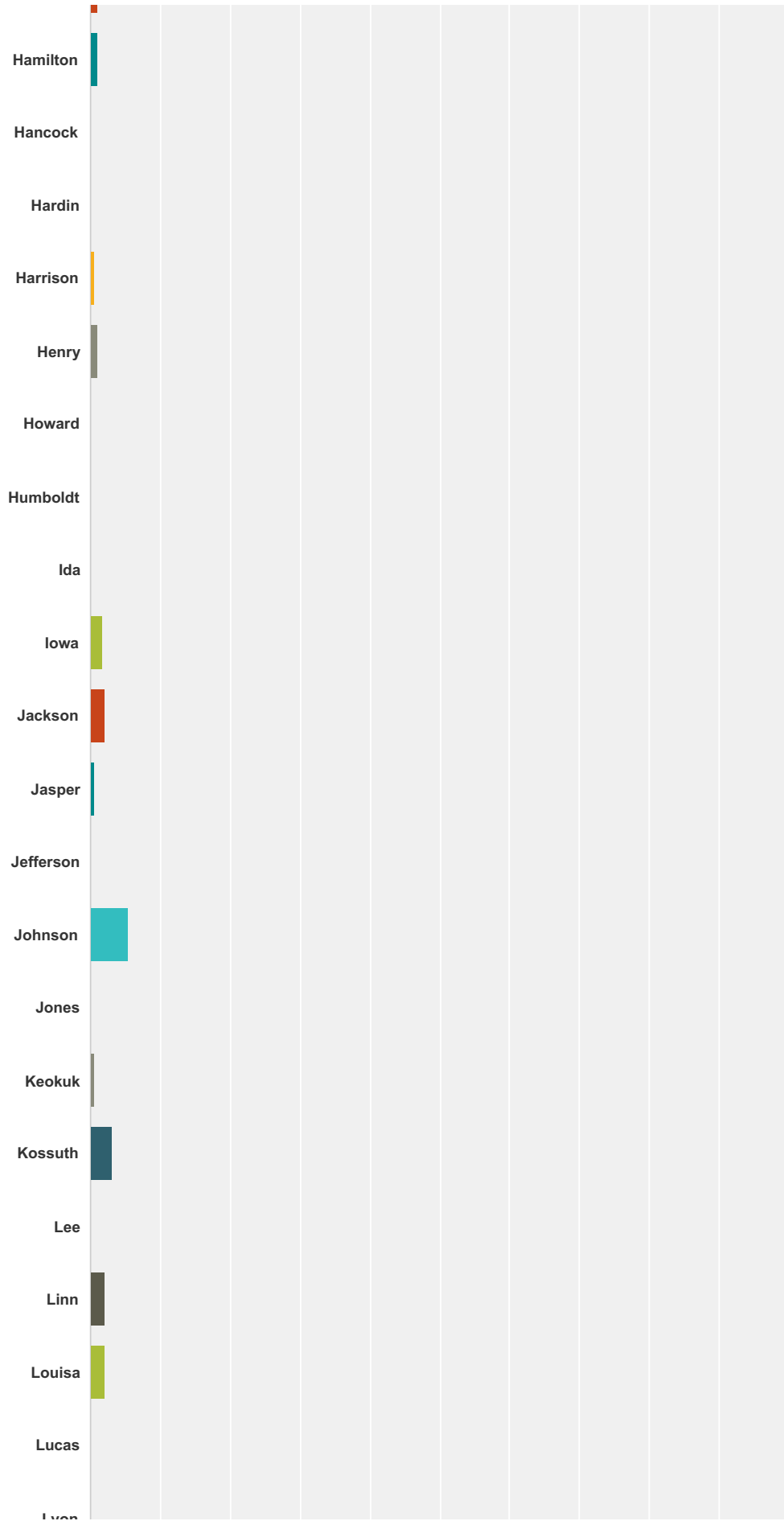
Answered: 187 Skipped: 8



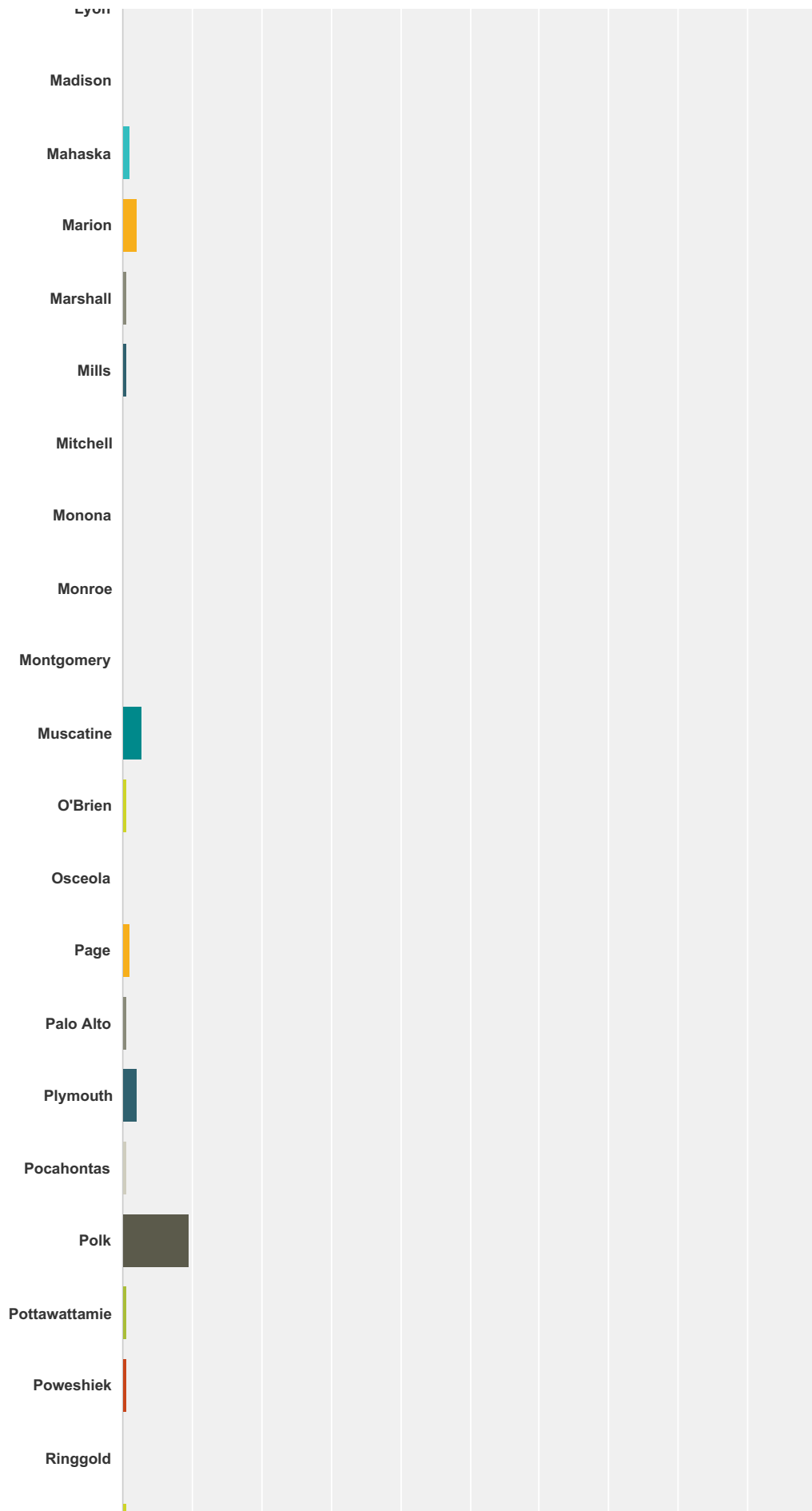
IEMSA 2016 EMS Survey



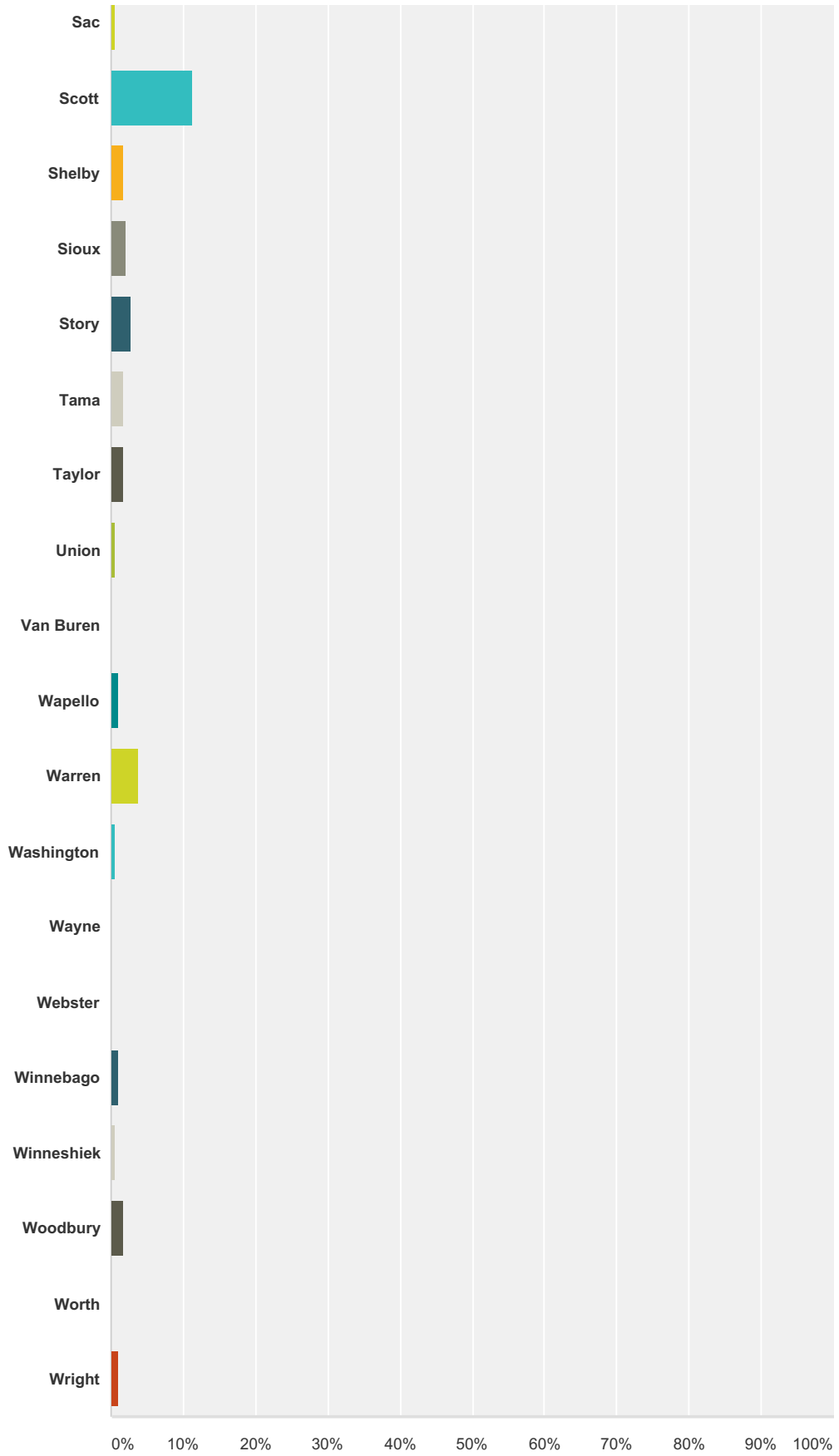
IEMSA 2016 EMS Survey



IEMSA 2016 EMS Survey



IEMSA 2016 EMS Survey



IEMSA 2016 EMS Survey

Adair	0.00%	0
Adams	0.00%	0
Allamakee	1.07%	2
Appanoose	0.00%	0
Audubon	0.00%	0
Benton	0.53%	1
Black Hawk	1.60%	3
Boone	1.07%	2
Bremer	2.14%	4
Buchanan	0.00%	0
Buena Vista	0.00%	0
Butler	1.07%	2
Calhoun	1.07%	2
Carroll	1.60%	3
Cass	0.53%	1
Cedar	0.53%	1
Cerro Gordo	0.53%	1
Cherokee	0.53%	1
Chickasaw	1.07%	2
Clarke	0.00%	0
Clay	1.60%	3
Clayton	1.60%	3
Clinton	1.07%	2
Crawford	0.00%	0
Dallas	1.60%	3
Davis	0.00%	0
Decatur	0.00%	0
Delaware	0.53%	1
Des Moines	0.53%	1
Dickinson	0.53%	1
Dubuque	1.60%	3
Emmet	0.00%	0
Fayette	0.00%	0
Floyd	1.07%	2
Franklin	0.00%	0

IEMSA 2016 EMS Survey

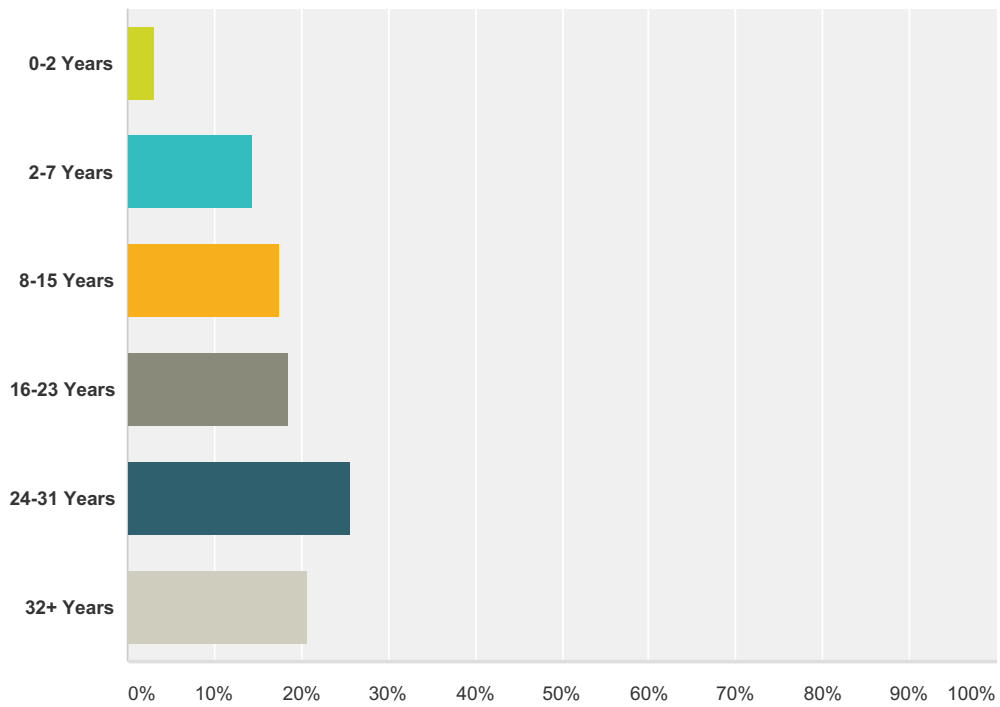
Fremont	0.53%	1
Greene	0.00%	0
Grundy	0.53%	1
Guthrie	1.07%	2
Hamilton	1.07%	2
Hancock	0.00%	0
Hardin	0.00%	0
Harrison	0.53%	1
Henry	1.07%	2
Howard	0.00%	0
Humboldt	0.00%	0
Ida	0.00%	0
Iowa	1.60%	3
Jackson	2.14%	4
Jasper	0.53%	1
Jefferson	0.00%	0
Johnson	5.35%	10
Jones	0.00%	0
Keokuk	0.53%	1
Kossuth	3.21%	6
Lee	0.00%	0
Linn	2.14%	4
Louisa	2.14%	4
Lucas	0.00%	0
Lyon	0.00%	0
Madison	0.00%	0
Mahaska	1.07%	2
Marion	2.14%	4
Marshall	0.53%	1
Mills	0.53%	1
Mitchell	0.00%	0
Monona	0.00%	0
Monroe	0.00%	0
Montgomery	0.00%	0
Muscatine	2.67%	5

IEMSA 2016 EMS Survey

O'Brien	0.53%	1
Osceola	0.00%	0
Page	1.07%	2
Palo Alto	0.53%	1
Plymouth	2.14%	4
Pocahontas	0.53%	1
Polk	9.63%	18
Pottawattamie	0.53%	1
Poweshiek	0.53%	1
Ringgold	0.00%	0
Sac	0.53%	1
Scott	11.23%	21
Shelby	1.60%	3
Sioux	2.14%	4
Story	2.67%	5
Tama	1.60%	3
Taylor	1.60%	3
Union	0.53%	1
Van Buren	0.00%	0
Wapello	1.07%	2
Warren	3.74%	7
Washington	0.53%	1
Wayne	0.00%	0
Webster	0.00%	0
Winnebago	1.07%	2
Winneshiek	0.53%	1
Woodbury	1.60%	3
Worth	0.00%	0
Wright	1.07%	2
Total		187

Q4 How Many Years have you been an EMS provider?

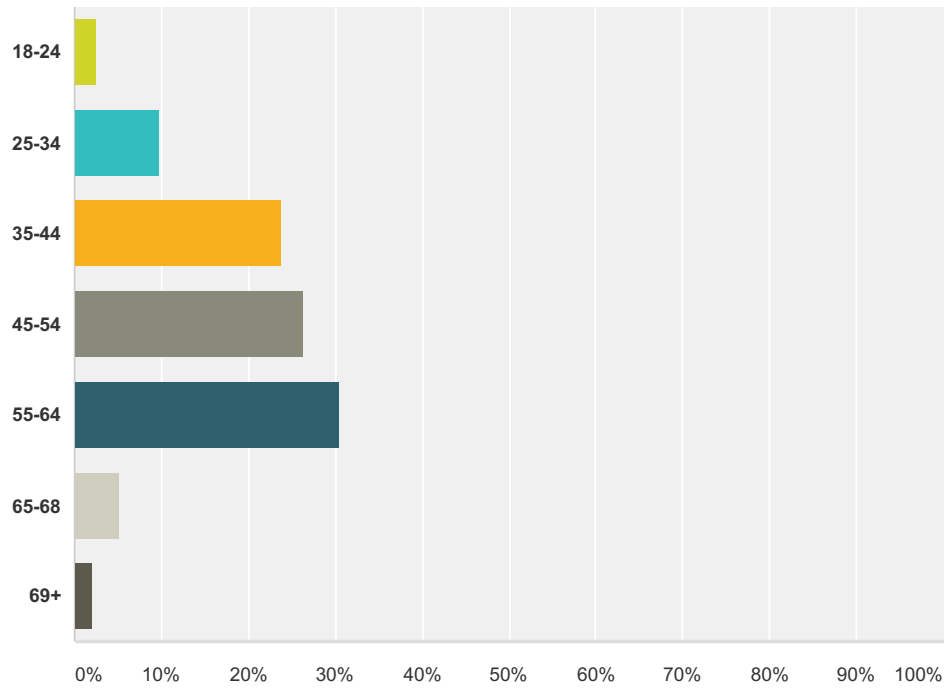
Answered: 194 Skipped: 1



Answer Choices	Responses	
0-2 Years	3.09%	6
2-7 Years	14.43%	28
8-15 Years	17.53%	34
16-23 Years	18.56%	36
24-31 Years	25.77%	50
32+ Years	20.62%	40
Total		194

Q5 Please indicate your age.

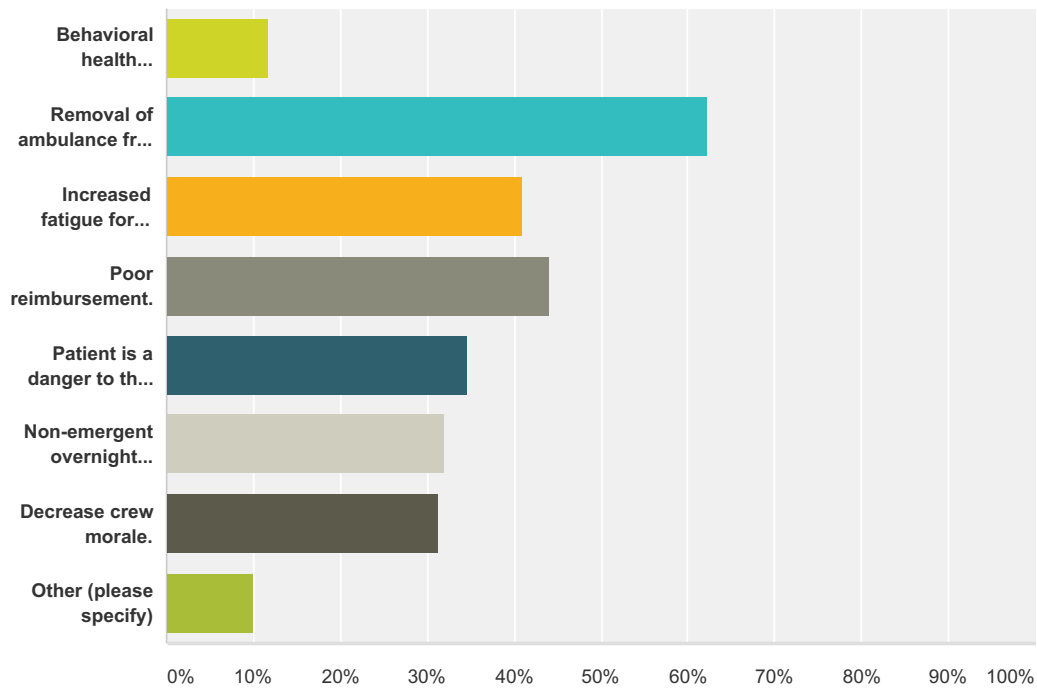
Answered: 194 Skipped: 1



Answer Choices	Responses
18-24	2.58% 5
25-34	9.79% 19
35-44	23.71% 46
45-54	26.29% 51
55-64	30.41% 59
65-68	5.15% 10
69+	2.06% 4
Total	194

Q6 How do Behavioral Health patients place burden on your service?

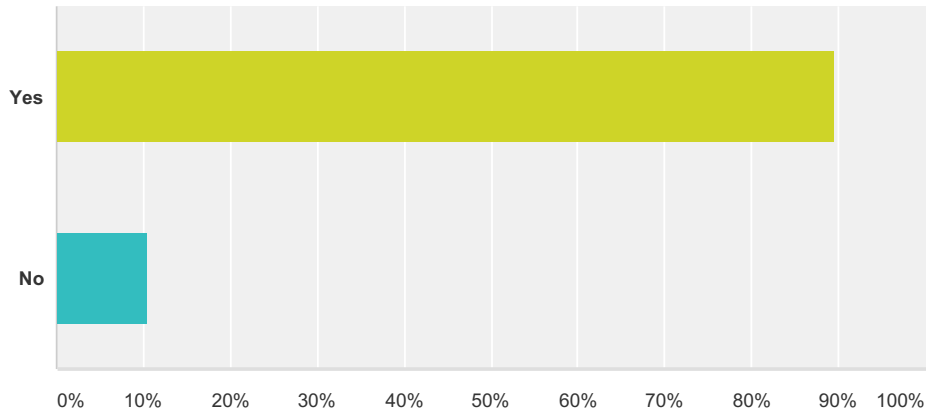
Answered: 188 Skipped: 7



Answer Choices	Responses
Behavioral health transports place no burden.	11.70% 22
Removal of ambulance from community for extended period.	62.23% 117
Increased fatigue for responders during long distance transports.	40.96% 77
Poor reimbursement.	44.15% 83
Patient is a danger to the crew.	34.57% 65
Non-emergent overnight transports.	31.91% 60
Decrease crew morale.	31.38% 59
Other (please specify)	10.11% 19
Total Respondents: 188	

Q7 Do you support partnerships between small EMS agencies in a geographic area to help reduce the burdens faced by small agencies? (Examples of burdens; Administrative Support, Funding, Staff Shortages, Education, and Data Reporting)

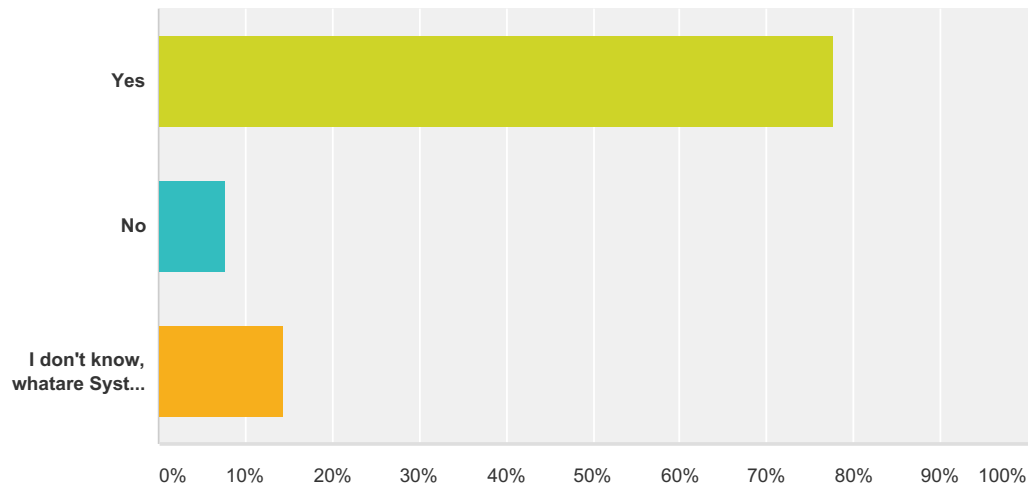
Answered: 193 Skipped: 2



Answer Choices	Responses
Yes	89.64% 173
No	10.36% 20
Total	193

Q8 Do you see value in EMSSystem Standard Development?

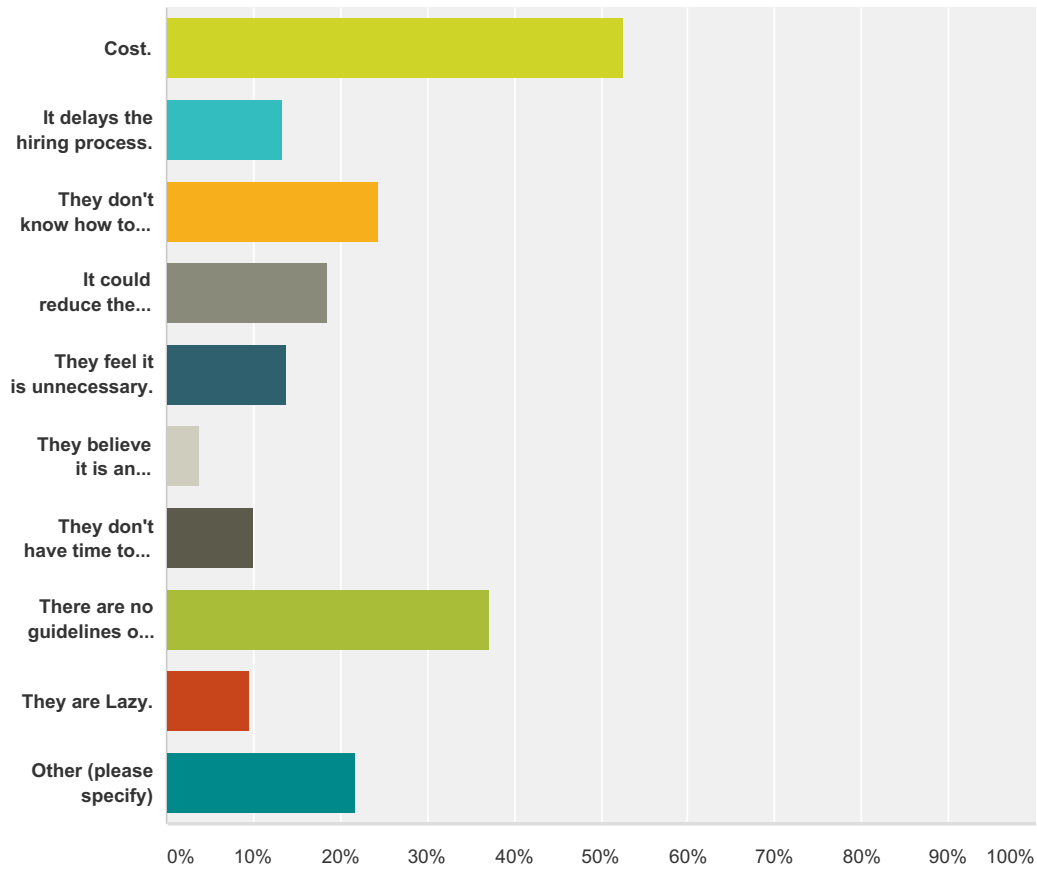
Answered: 193 Skipped: 2



Answer Choices	Responses
Yes	77.72% 150
No	7.77% 15
I don't know, whatare System Standards?	14.51% 28
Total	193

Q9 What is preventing EMS agencies from conducting background checks on every responder?

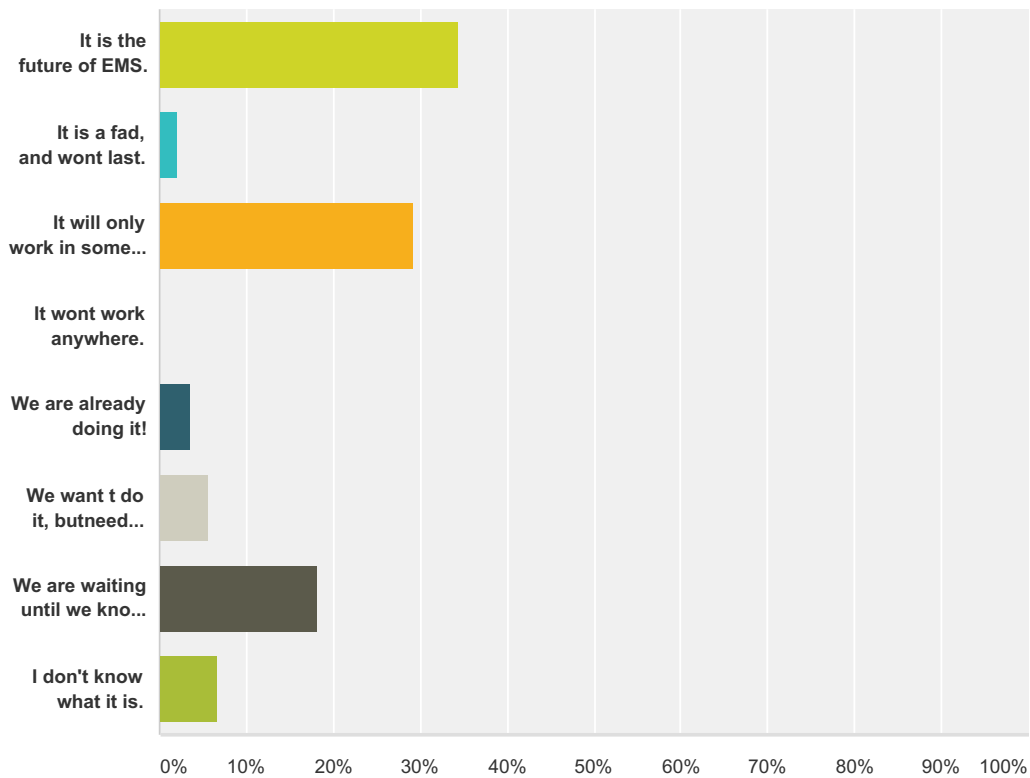
Answered: 188 Skipped: 7



Answer Choices	Responses
Cost.	52.66% 99
It delays the hiring process.	13.30% 25
They don't know how to conduct a background check.	24.47% 46
It could reduce the number of responders.	18.62% 35
They feel it is unnecessary.	13.83% 26
They believe it is an invasion of privacy.	3.72% 7
They don't have time to conduct a background check.	10.11% 19
There are no guidelines on disqualifications or other interpretation of results.	37.23% 70
They are Lazy.	9.57% 18
Other (please specify)	21.81% 41
Total Respondents: 188	

Q10 Mobile integrated healthcare (MIH) is a model in which a variety of community health care providers and agencies (e.g. practitioners, public health, hospitals, social services, etc.) organize to deliver a broad spectrum of patient-centered preventive, primary, specialty, and rehabilitative care outside of traditional medical facilities. Community paramedicine (CP) services are able to fill gaps in patient care identified by its providers and by others in the community’s health care network. CP practitioners may provide clinical, operational, or logistical services as part of a comprehensive MIH system, but not as a stand alone or independent entity. Regarding Community Paramedicine.....

Answered: 192 Skipped: 3



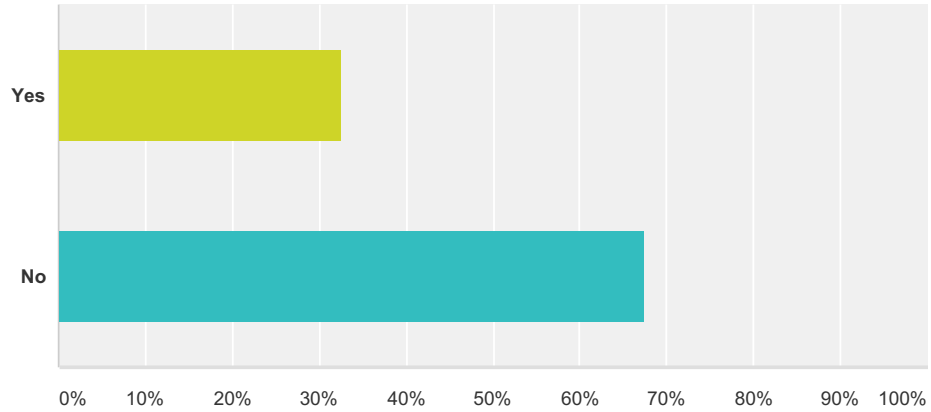
Answer Choices	Responses
It is the future of EMS.	34.38% 66

IEMSA 2016 EMS Survey

It is a fad, and wont last.	2.08%	4
It will only work in some places.	29.17%	56
It wont work anywhere.	0.00%	0
We are already doing it!	3.65%	7
We want t do it, butneed someone to show us how.	5.73%	11
We are waiting until we know how to be reimbursed for it.	18.23%	35
I don't know what it is.	6.77%	13
Total		192

Q11 Are you seeing an increasing number of calls where the Primary Impression is opiate overdose?

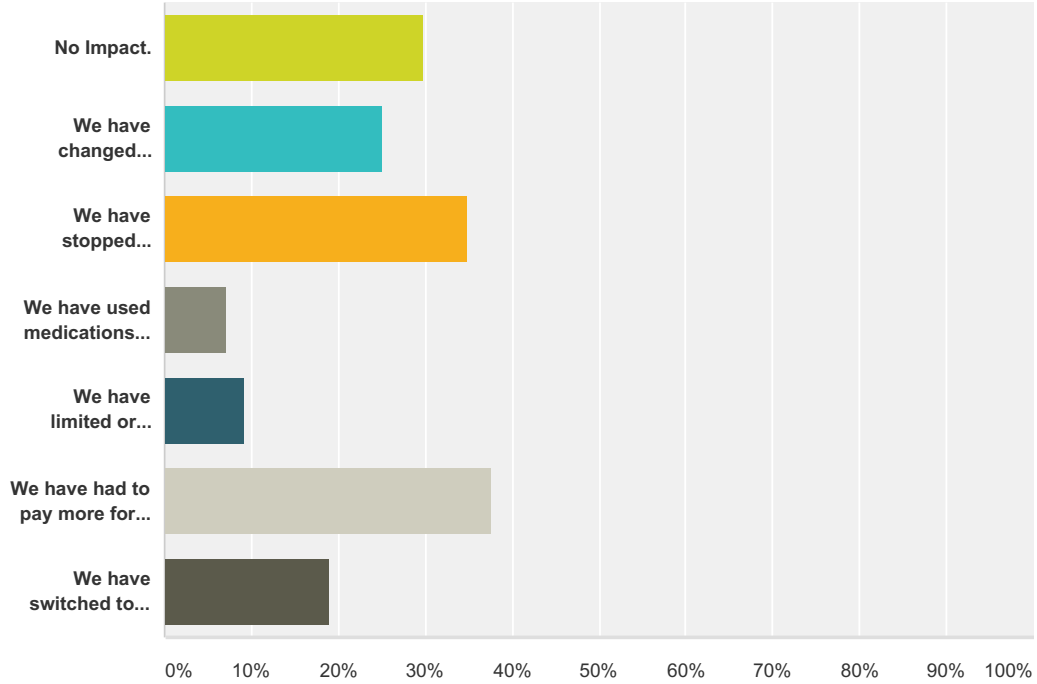
Answered: 190 Skipped: 5



Answer Choices	Responses
Yes	32.63% 62
No	67.37% 128
Total	190

Q12 How has your EMS agency been impacted by shortages and increasing costs of medications?

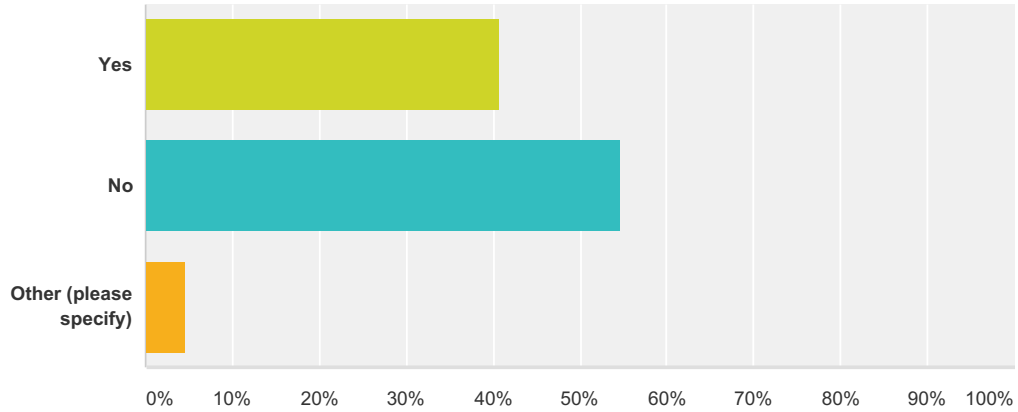
Answered: 184 Skipped: 11



Answer Choices	Responses
No Impact.	29.89% 55
We have changed protocols.	25.00% 46
We have stopped carrying some medications.	34.78% 64
We have used medications beyond their expiration dates.	7.07% 13
We have limited or rationed the administration of some medications.	9.24% 17
We have had to pay more for our medications.	37.50% 69
We have switched to less expensive or more available medications (used for the same purpose).	19.02% 35
Total Respondents: 184	

Q13 Do you find yourself or your colleagues struggling with stress, depression, anxiety, or sadness routinely?

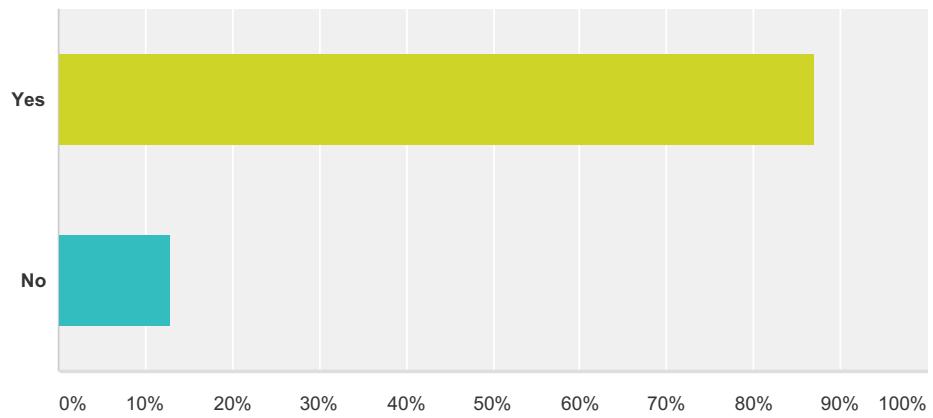
Answered: 192 Skipped: 3



Answer Choices	Responses
Yes	40.63% 78
No	54.69% 105
Other (please specify)	4.69% 9
Total	192

Q14 Do you feel there is value in EMS data reporting?

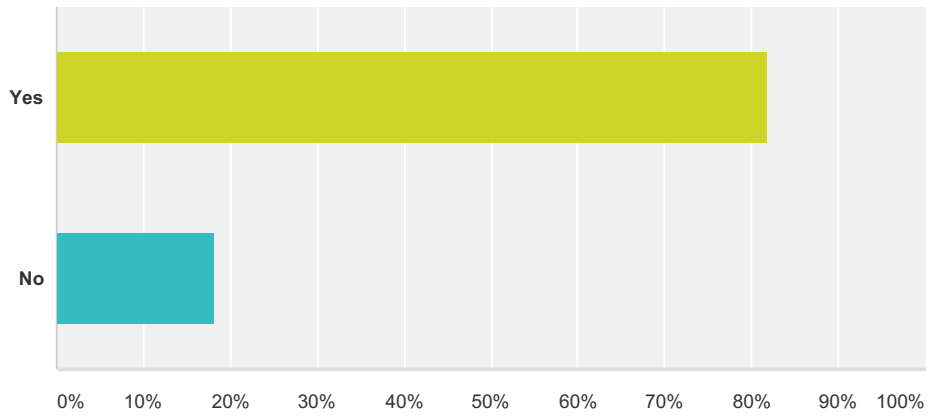
Answered: 194 Skipped: 1



Answer Choices	Responses	
Yes	87.11%	169
No	12.89%	25
Total		194

Q15 Does your service place an emphasis on data collection and reporting?

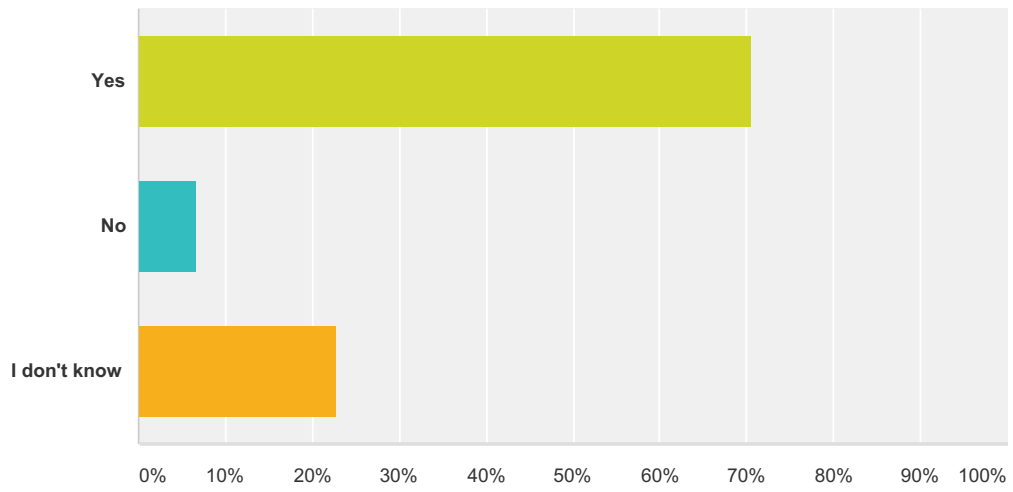
Answered: 193 Skipped: 2



Answer Choices	Responses	
Yes	81.87%	158
No	18.13%	35
Total		193

Q16 Does your service report NEMESIS data to the State?

Answered: 193 Skipped: 2



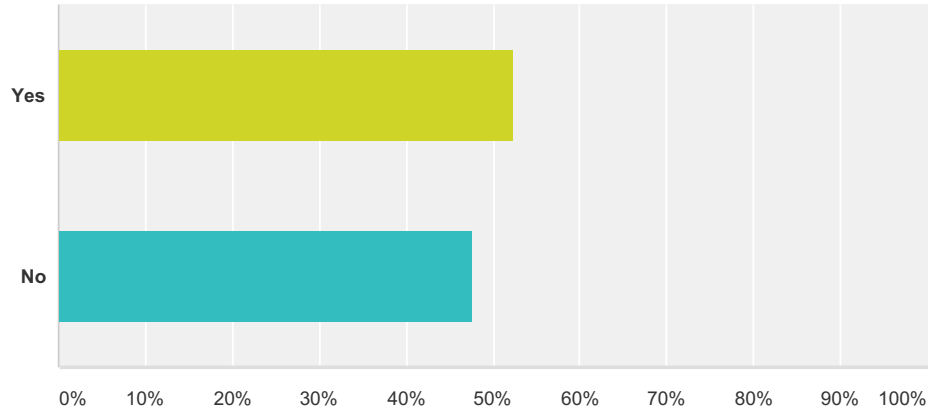
Answer Choices	Responses	
Yes	70.47%	136
No	6.74%	13
I don't know	22.80%	44
Total		193

**Q17 What do you expect to gain from EMS
data collection and reporting?**

Answered: 127 Skipped: 68

Q18 Do you feel connected with IEMSA's legislative initiatives and EMS actions happening at the State-wide level?

Answered: 193 Skipped: 2



Answer Choices	Responses
Yes	52.33% 101
No	47.67% 92
Total	193

**Q19 How can IEMSA better assist you
in promoting EMS and delivering service to
your community?**

Answered: 95 Skipped: 100

Q20 IEMSA has used your response to this annual survey to formulate and support our legislative efforts. We want to know if there are any other issues facing EMS in the state of Iowa you feel we should address. Please add any additional concerns or thoughts that you feel were not addressed by this survey. Thanks!!

Answered: 93 Skipped: 102